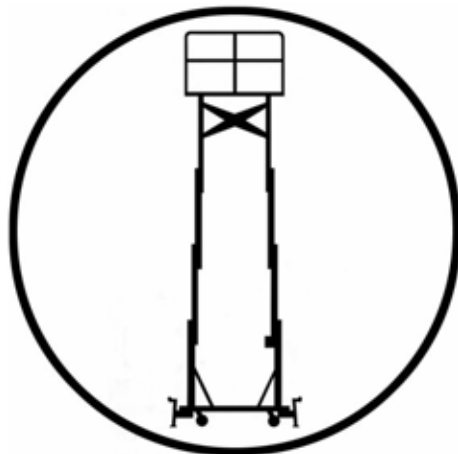


ULEW-Series

PARTS MANUAL

First Edition



 **snorkel**

www.Snorkel.jp.com

ULEW-Series

This parts manual covers the SNORKEL
ULEW-Series models

SNORKEL has endeavored to deliver
the highest degree of accuracy possible.
However, continuous improvement of our
products is a SNORKEL policy. Therefore product
specifications are subject to change without notice.

Regards are encouraged to notify SNORKEL of errors
and send in suggestions for improvement.
All communications will be carefully considered for
future printings of this and other manuals

Please call or fax to the SNORKEL

SNORKEL Japan Co., Ltd.
3rd Floor, Yamamoto Building, 3-15-2,
Shibaura Minato-ku Tokyo 108-0023, Japan
Tel : +81 3 5765 6841
Fax : +81 3 5765 6840
E-mail : sakuma@snorkeljp.com
Web : <http://www.snorkeljp.com>



Copyright © Snorkel Japn 2011 All rights reserved.

First Edition :
First Printing, Aug 2012
Printing in Korea

Table of Contents

Section One Exterior & Decals

Figure 1-1	Exterior & Decals, All Standard Models	1 - 2
------------	--	-------	-------

Section Two Hydraulic Cylinder Assembly

Figure 2-1	Hydraulic Cylinder Assembly, All Models	2 - 2
Figure 2-2	Hydraulic Circuit, All AC Models	2 - 4
Figure 2-3	Hydraulic Circuit, All DC Models	2 - 5

Section Three Power Groups

Figure 3-1	Power Pack Group, All Models	3 - 2
Figure 3-2	Ground Controls, All Models	3 - 6
Figure 3-3	Control Cable Assembly, All Models	3 - 10
Figure 3-4	Electric Circuit, AC Models, New Version	3 - 12
Figure 3-5	Electric Circuit, DC Models, New Version	3 - 13
Figure 3-6	Electric Circuit, AC Models, Old Version	3 - 14
Figure 3-7	Electric Circuit, DC Models, Old Version	3 - 15
		3 - 16

Section Four Base Components

Figure 4-1	Base Assembly, All Standard Models	4 - 2
Figure 4-2	Ladder Assembly, All Standard Models	4 - 4
Figure 4-3	Outrigger Assembly, All Models	4 - 6

Table of Contents

Section Five Mast Components

Figure 5-1	Number 1 Column Assembly, All Models	5 - 2
Figure 5-2	Number 2 Column Assembly, All Models	5 - 4
Figure 5-3	Number 3 Column Assembly, All Models	5 - 6
Figure 5-4	Number 4 Column Assembly, All Models	5 - 8
Figure 5-5	Number 5 Column Assembly, All Models	5 - 10
Figure 5-6	Number 6 Column Assembly, All Models	5 - 12
Figure 5-7	Number 7 Column Assembly, All Models	5 - 14
Figure 5-8	Number 8 Column Assembly, All Models	5 - 16
Figure 5-9	The Last Column Assembly, All Models	5 - 18
Figure 5-10	Platform Column Assembly, All Models	5 - 20
Figure 5-11	Sequencing Cable Assemblies, All Models	5 - 22
Figure 5-12	Sequencing Cable Wire Roller Assemblies, All Models	5 - 24

Section Six Reinforcement steel Components

Figure 6	Reinforcement steel Assembly, All Models	6 - 2
----------	--	-------	-------

Section Seven Platform Components

Figure 7-1	Platform Assembly, All Models	7 - 2
Figure 7-2	Platform Controls, All Models	7 - 6

Section One

**Exterior
&
Decals**

Figure 1

Exterior & Decals, All Standard Models



Figure 1

Index	Part No.	Description	Quantity This Figure
1	—	Platform Components(refer to Figure 7-2, page 7-2~5) 1
2	—	Base Components(refer to Figure 4-1, page 4-2~5) 1
3	—	Mast Components(refer to Figure 5-1, page 5-2~21) 1
4	—	Outrigger Assembly(refer to Figure 4-5, page 4-12,13) 1
5	—	Reinforcement steel Components (refer to Figure 6-1, page 6-2, 3) 1
6	WP0001	Label - Chain 2
7	WP0002	Decal - Notice, Operation Instruction 2
8	WP0003	Decal - Warning, Crash danger, Overturning Hazard 2
9	—	Power Pack (refer to Figure 3-1, page 3-2~5) 1
10	WP0004	Mast Brace - 1020mm, UL15EW~UL40EW 4
11	WP0005	Mast Brace - 632mm, UL15EW~UL40EW 4
12	WP0006	Ladder 1
13	WP0007	Decal - Warning, Safety relation 1

Figure 1



Figure 1

Index	Part No.	Description	Quantity This Figure
14	WP0008	Decal - Caution, Component Damage	1
15	—	Ground Controls (refer to Figure 3-2, page 3-6~9)	1
16	WP0009	Decal - Circuit breaker	1
17	WP0010	Decal - Warning, Safety rules, Operation Instruction Familiar	1
18	WP0011	Decal - Warning, (Overturning, Crash, Conflict, Electric shock)	1
19	WP0012	Decal - Notice, Operation Instruction, workbench installation	1
20	WP0013	Decal - Warning, Crash danger	1
21	WP0014	Decal - Notice, Manual Lowering Valve	1
22	WP0015	Label - Manual Lowering Valve	1
23	WP0016-1	Label - SNORKEL UL15EW	1
	WP0016-2	Label - SNORKEL UL20EW	1
	WP0016-3	Label - SNORKEL UL25EW	1
	WP0016-4	Label - SNORKEL UL30EW	1
	WP0016-5	Label - SNORKEL UL35EW	1
	WP0016-6	Label - SNORKEL UL38EW	1
	WP0016-7	Label - SNORKEL UL40EW	1
24	WP0017	PIPE Reinforcement PLATE	1
	B2007	Screw - HHC, M10x35	8
	B2044	Nut - Nylock, M10	8
	B2054	Washer - Flat -M10x21x2T(KS)	16
25	WP0018	Label - SNORKEL	1
26	WP0019	Label - Safety Certification	1
27	WP0020	Machine Movement Handle	1
28	WP0021	Lock Pin	1
29	B1010	Level - Bubble	1
30	A1024	Label - Leveller	1

Figure 1



Figure 1

Index	Part No.	Description	Quantity This Figure
31	WP0022	Decal - Warning, body damage danger 1
32	WP0023	Decal - Caution, part damage danger 1
33	—	Platform Controls (refer to Figure 7-2, page 7-6,7) 1
34	WP0024	Decal - Warning, Do not go up 1
35	WP0025	Decal - Notice, maximum lading weight 1

Section Two

Hydraulic Parts

Figure 2-1

Hydraulic Cylinder Assembly, All Models




Figure 2-1

Index	Part No.	Description	Quantity This Figure
1	WC0001	O-ring - Cylinder 1
2	WC0002	Hydraulic Cylinder - Ø40x1400ST 1
3	WC0003	Silencer - Cylinder 1
4	WC0004	Hydraulic Hose Assembly - (3/16)"x2Wx1,600mm 1
5	WC0005	Fitting - Connector, 3/8)"x(3/16)" 1
6	WC0006	Valve - Flow Control 1

Figure 2-2
Hydraulic Circuit All AC Models

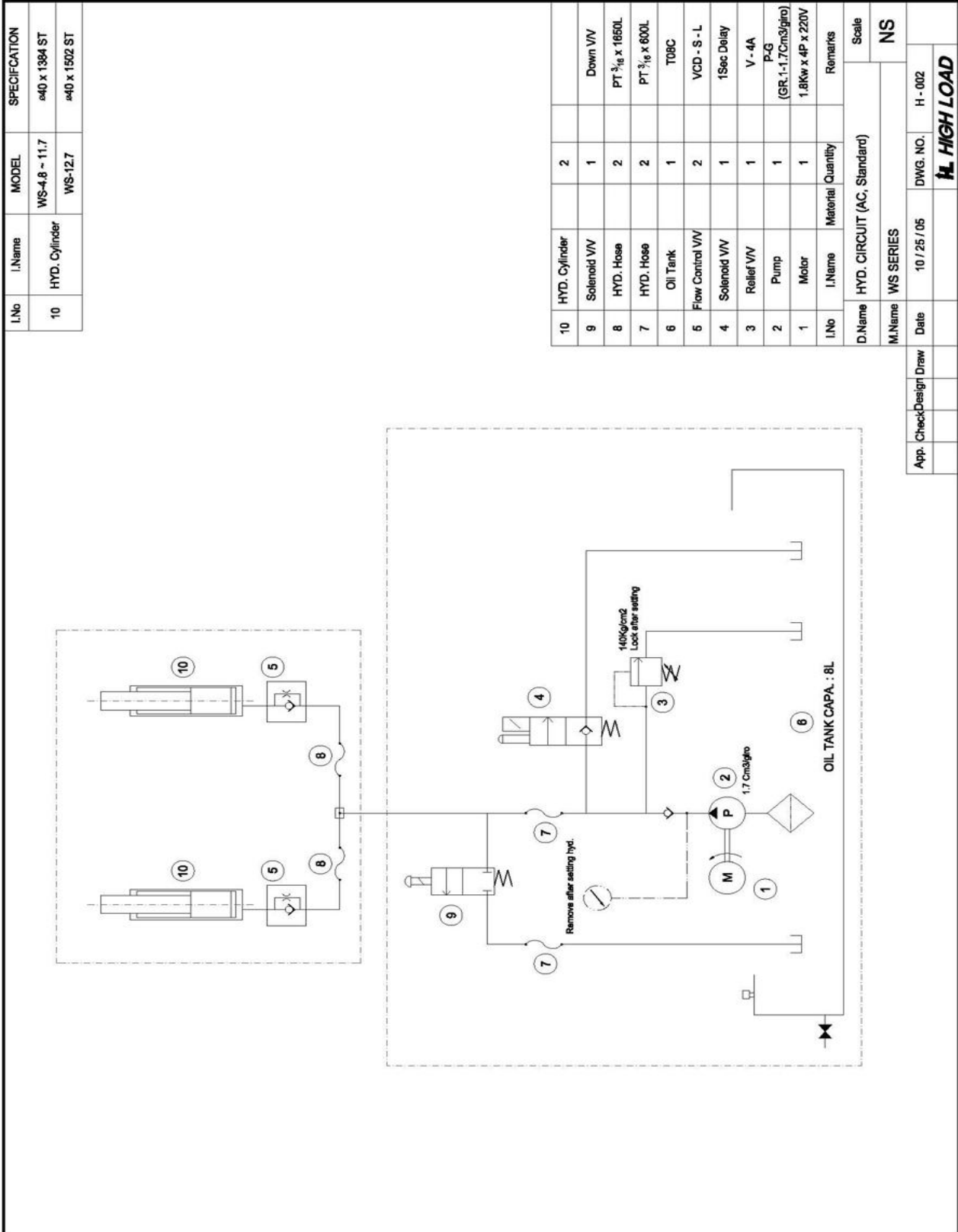
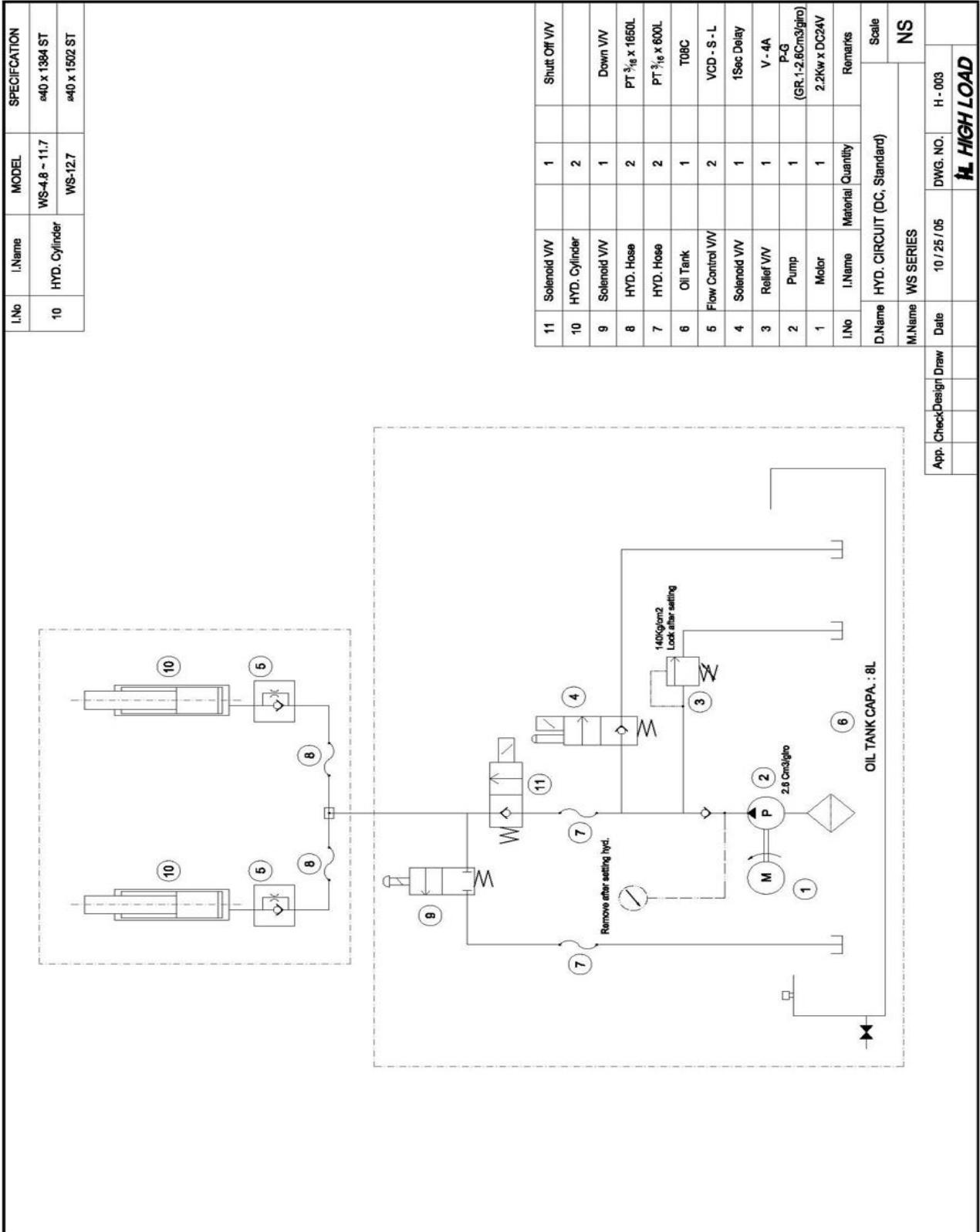


Figure 2-3
Hydraulic Circuit, All DC Models



Section Three

Power Groups

Figure 3-1

Power Pack Groups, All Models




Figure 3-1

Index	Part No.	Description	Quantity This Figure
—	P1002	AC Power Pack - 220V,60Hz,1.8kW,4P,1.7CC 1
—	P1004	AC Power Pack - 220V,50Hz,1.8kW,4P,1.7CC 1
—	P1005	AC Power Pack - 110V,50Hz,1.8kW,4P,1.7CC 1
—	P1006	DC Power Pack - 12V,1.6kW 1
1	WH0001	Hydraulic Hose Assembly - (3/16)"x600mm 1
2	WH0002	Hydraulic Hose Assembly - (3/16)"x2Wx600mm 1
3	WH0003	Tank - 8 1
4	P1015	Cap - Tank 1
5	P1018	Capacitor - 75 μ F, AC220V, AC(100V) Models 1
	P1019	Capacitor - 90 μ F, AC420V, AC(220V) Models 1
6	P1007	AC Motor - AC220V,60Hz 1
	P1008	AC Motor - AC220V,50Hz 1
	P1009	AC Motor - AC100V,50Hz 1
	P1010	DC Motor - DC 12V 1
7	P1012	Pump - Hydraulic, 1.8KW 1
	P1013	Pump - Hydraulic, 1.8KW 1
8	H1011	1Set Delay Valve Assembly 1
9	WH0004	1Set Fitting - Connector, (1/4)X(3/16) 2
10	WH0005	Down Coil - DC12V 1
11	WH0006	MC4 Block 1
12	WH0007	T-type Fitting - Connector, (1/4)X(3/16) 1
13	WH0008	Throttle check Valve (1/4) 1
14	WH0009	Fitting - Connector, (1/4)X(3/16) 1
15	B2043	Nut - Nylock, M8 1
16	WH0010	Screw - FHM, M8X60 2
		 2

Figure 3-1




Figure 3-1

Index	Part No.	Description	Quantity	This Figure
17	WH0011	Plate Assembly - Power Pack Mount	1
18	WH0012	Plate - Power Pack Mount	1
19	WH0013	Cushion Rubber ASSEMBLY	4
20	WH0014	Washer - Spring, - M8 (Cushion Rubber ASSEMBLY)	8
21	WH0015	Nut - M8 (Cushion Rubber ASSEMBLY)	8
22	WH0016	Screw - HHC, M10	2
23	H1024	Valve - Down Valve	1
24	H1015	Nut - Solenoid Valve	1
25	H1018	Coil - DC12V	1
26	WH0017	Box - Power Pack	1
27	P1026	Wire - Power Pack	1

Figure 3-2

Ground Controls, All Models

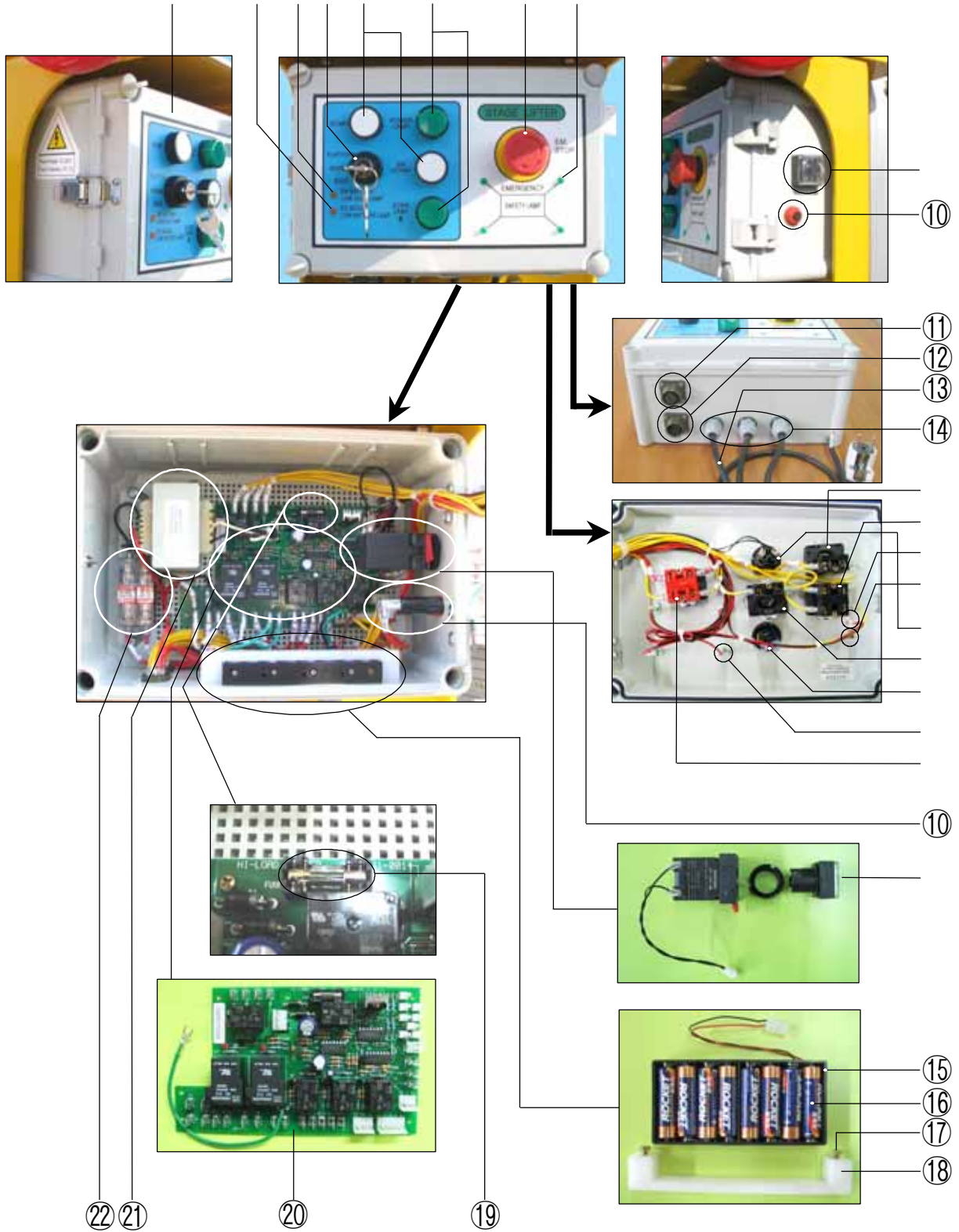


Figure 3-2

Index	Part No.	Description	Quantity	This Figure
—	E1001	Ground Controls - 220V/50~60Hz	1
—	E1002	Ground Controls - 230V/50~60Hz	1
—	E1003	Ground Controls - 100V/50~60Hz	1
—	E1004	Ground Controls - DC12V	1
—	E1057	Ground Controls - IQU AC Models, 220V/50~60Hz	1
—	E1058	Ground Controls - IQU AC Models, 100V/50~60Hz	1
—	E1059	Ground Controls - IQU DC Models, DC12V	1
1	E1005	Box - Ground Controls	1
	A1021	Label - Circuit Breaker	1
2	E1080	Indicator - Low Battery, DC Models	1
3	E1081	Indicator - EM Battery, All Models	1
4	E1008	Key Switch with Contact	1
	E1009	Key Switch	1
	E1017	Contact - Key Switch	1
	E1010	Key	2
5	E1013	Push Button with Contact	1
	E1014	Push Button	1
	E1019	Contact - Push Button	1
6	E1015	Lamp Assembly	1
7	E1011	Stop Button with Contact	1
	E1012	Stop Button - Red Mushroom Head	1
	E1018	Contact - Stop Button	1
8	E1016	Indicator - Outrigger	4
9	E1082	Sound Indicator Assembly	1
10	E1029	Circuit Breaker - 15amp, 220V	1
	E1030	Circuit Breaker - 15amp, 110V	1
	E1031	Circuit Breaker - 30amp, 110V	1
11	E1083	Harness - Wire, Control, with 7 Sockets	1
12	E1084	Harness - Wire, Interlock, with 7 Pins	1
13	E1060	Power Cord Assembly - Standard	1

Figure 3-2

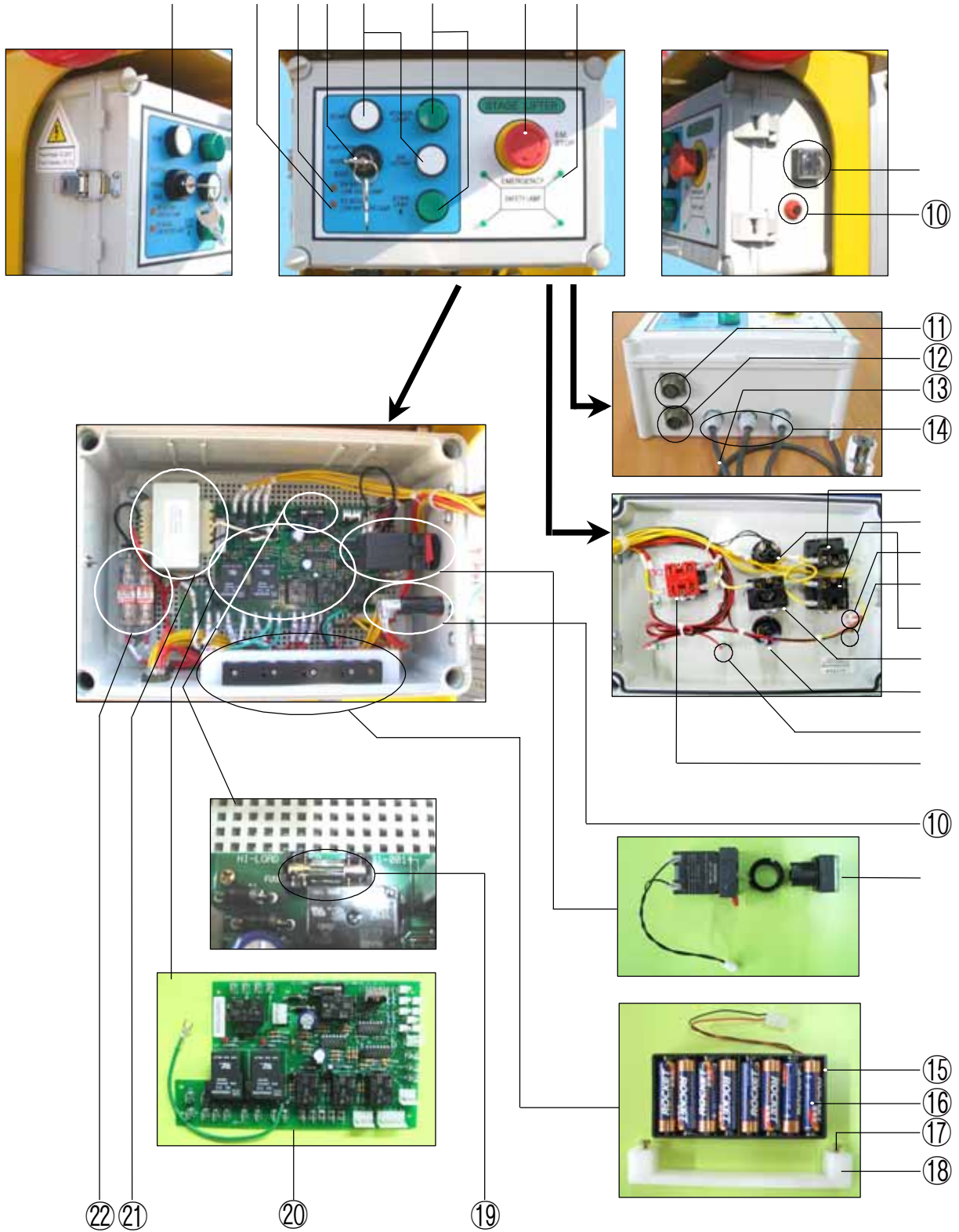


Figure 3-2

Index	Part No.	Description	Quantity	This Figure
	E1061	Power Cord Assembly - Japan Type	1
	E1085	Plug - 2 Pins, Standard	1
	E1086	Plug - 3 Pins, Japanese	1
14	E1072	Connector - Squeeze, 12mm	3
15	E1034	Holder - Battery	1
16	E1033	Battery - AA size, 1.5V	8
17	B2037	Nut - M4x0.7	2
	B2032	Screw - PHM, M4x30	2
18	E1035	Cover - Battery	1
19	E1032	Fuse - 5amp	1
20	E1006	Printed Circuit Board - New Version, AC Models	1
	E1007	Printed Circuit Board - New Version, DC Models	1
	E1101	Printed Circuit Board - New Version, IQU AC Models	1
	E1102	Printed Circuit Board - New Version, IQU DC Models	1
	E1103	Printed Circuit Board - Old Version, AC Models	1
	E1104	Printed Circuit Board - Old Version, DC Models	1
21	E1087	Trans - 220V/50~60Hz	1
	E1088	Trans - 230V/50~60Hz	1
	E1089	Trans - 100V/50~60Hz	1
22	E1090	Fuse - 250V,15amp	2

Figure 3-3

Control Cable Assembly, All Models




Figure 3-3

Index	Part No.	Description	Quantity	This Figure
1	B2002	Screw - HHC, M6x35	-
2	B2051	Washer - Flat, M6x25x1.5T	-
3	M1059	Nut - Square, M6x22.5x13x4T	-
4	E1073	Sheave - Control Cable, All Models	-
	E1074	Sheave - Control Cable, 15EW,25EW,35EW,38EW	1
5	E1100	Spacer - Sheave	-
6	E1076	Cable Connector - Power Cable, Ground to Platform	1
7	WE0001	Power Cable Assembly - Ground Controls to Platform, UL15EW	1
	WE0002	Power Cable Assembly - Ground Controls to Platform, UL20EW	1
	WE0003	Power Cable Assembly - Ground Controls to Platform, UL25EW	1
	WE0004	Power Cable Assembly - Ground Controls to Platform, UL30EW	1
	WE0005	Power Cable Assembly - Ground Controls to Platform, UL35EW	1
	WE0006	Power Cable Assembly - Ground Controls to Platform, UL38EW	1
	WE0007	Power Cable Assembly - Ground Controls to Platform, UL40EW	1
8	E1075	Bracket - Cable and Hose	4
9	B2033	Screw - PHM, M6x14	4
10	E1077	Cable Connector - Power Cable, Ground to Base	1
11	E1069	Power Cable Assembly - Ground Controls to Base	1
12	E1072	Connector - Squeeze, 12mm	2
13	E1071	Box with Cover - Outlet, Oval, Drilled	1
14	B2050	Washer - Flat, M6x18x1.2T	2
15	WE0008	Spring Cable Assembly - Tension UL20EW/UL30EW/UL38EW	1

Figure 3-4
Electric Circuit (New Version), AC Models

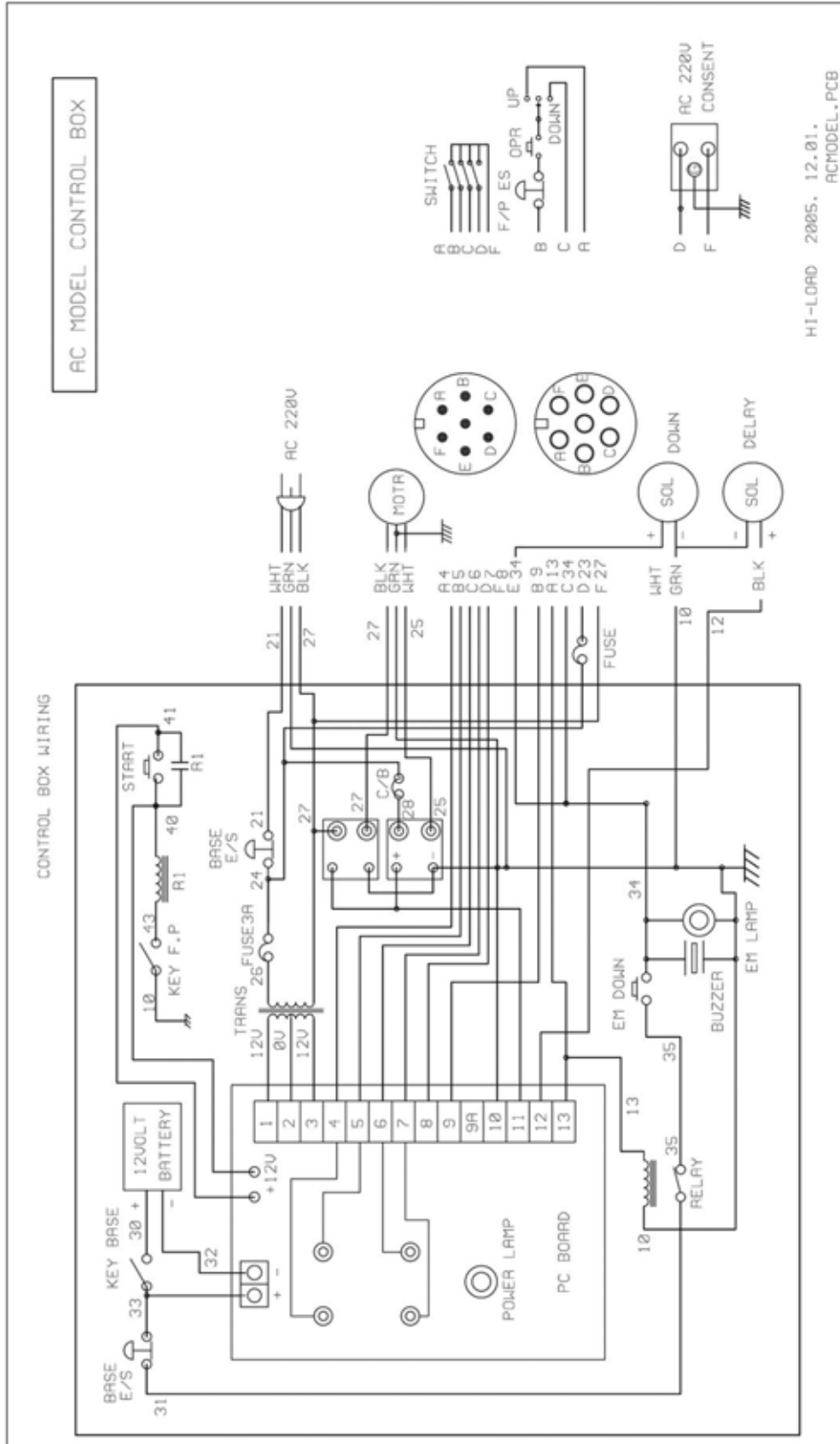
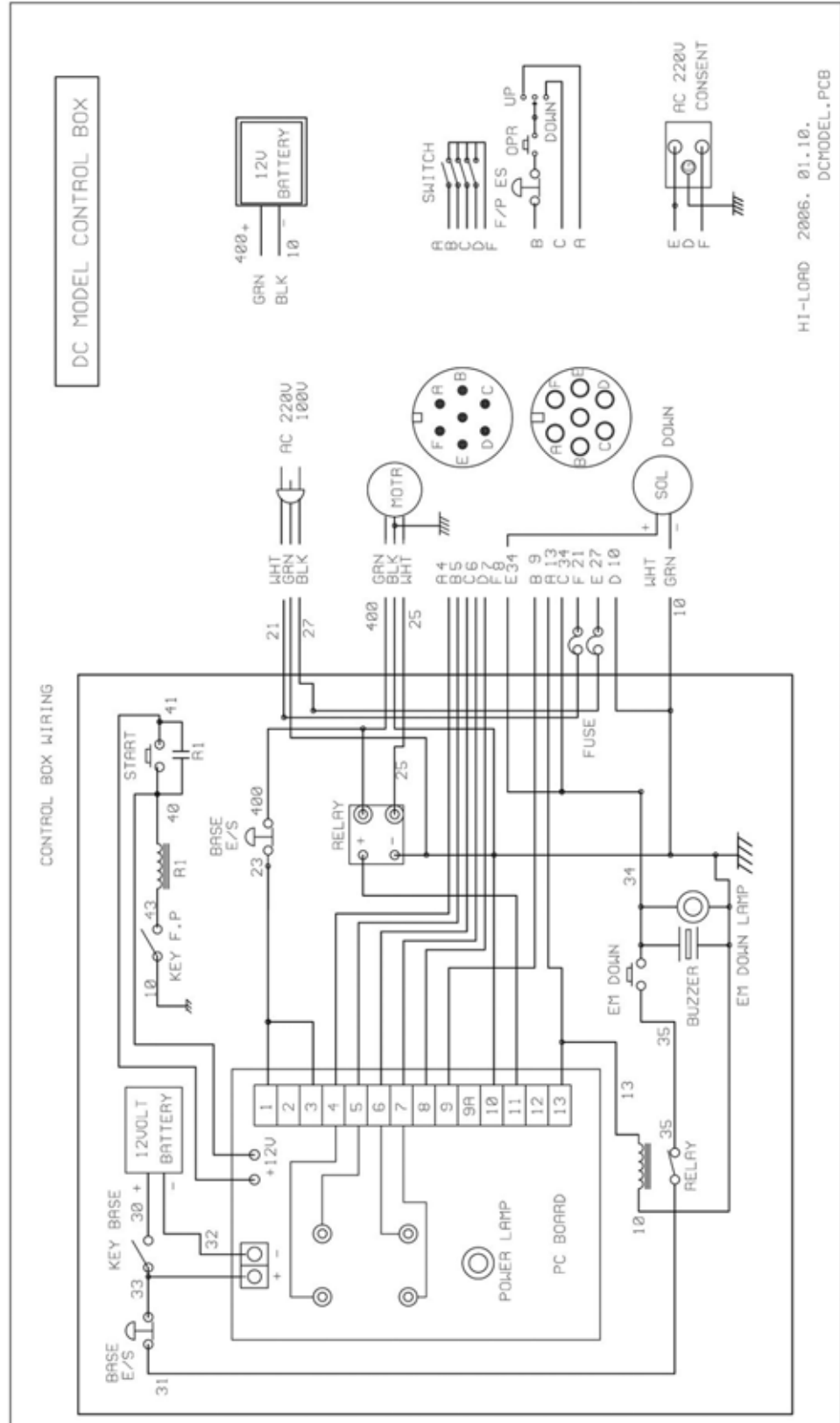


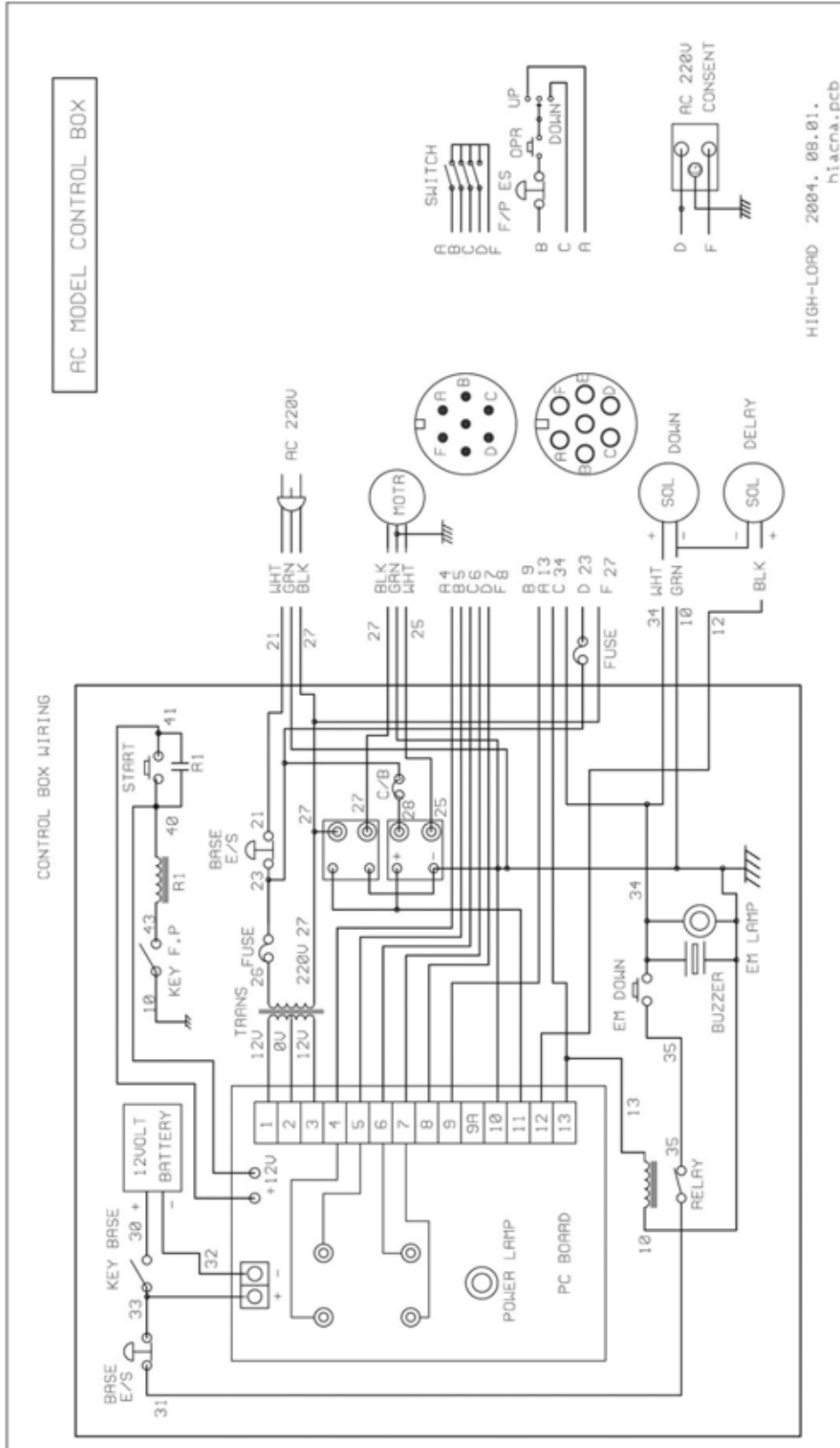
Figure 3-5
Electric Circuit (New Version), DC Models



H1-L0AD 2006. 01.10.
 DCMODEL.PCB

Figure 3-6

Electric Circuit (Old Version), AC Models



Section Four

Base Components

Figure 4-1

Base Assembly, All Models






Figure 4-1

Index	Part No.	Description	Quantity This Figure
1	E1024	Contact - Base, N.O. 1
2	WB0001	Mast Brace - 1020mm 4
3	WB0002	Mast Brace - 632mm 4
4	B2054	Washer - Flat, M10x21x2T(KS) 16
5	B2007	Screw - HHC, M10x35 8
6	B2044	Nut - Nylock, M10 8
7	B2019	Screw - Wrench, M6x15 12
8	B2051	Washer - Flat, M6x25x1.5T 12
9	B1006	outrigger Interlock Bracket Assembly 4
10	WB0003	Caster - Swivel with Brake, 8 inch 4
11	B2046	Nut - Nylock, M12 16
12	B2056	Washer - Flat, M12x32x2.3T 16
13	WB0004	Screw - HHC, M12x35 16
14	WB0005	Lock Pin 4

Figure 4-2

Ladder Assembly, All Models




Figure 4-2

Index	Part No.	Description	Quantity This Figure
1	B2054	Washer - Flat, M10x21x2T(KS)	4
2	WB0006	Upper Ladder Fixed, UL15EW/20/25/30/35/38	1
	WB0007	Upper Ladder Fixed, UL40EW	1
3	B2044	Nut - Nylock, M10	4
4	B2007	Screw - HHC, M10X35	4
5	B2044	Nut - Nylock, M10	4
6	B2055	Washer - Flat, M10x25x3T	12
7	B2009	Screw - HHC, M10X50	4
8	WB0008	Middle Ladder Fixed, UL15EW/20/25/30/35/38	1
	WB0009	Middle Ladder Fixed, UL40EW	1
9	WB0010	Lock Pin	2
10	WB0011	Lower Ladder Fixed, UL15EW/20/25/30/35/38	2
	WB0012	Lower Ladder Fixed, UL40EW	2
11	B2044	Nut - Nylock, M10	4
12	B2054	Washer - Flat, M10x21x2T(KS)	12
13	B2006	Screw - HHC, M10X30	4

Figure 4-3

Outrigger Assembly, All Models





Figure 4-3

Index	Part No.	Description	Quantity This Figure
1	WB0013	Outrigger Assembly - UL15EW/20EW	1
	WB0014	Outrigger Assembly - UL25EW	1
	WB0015	Outrigger Assembly - UL30EW/35EW	1
	WB0016	Outrigger Assembly - UL38EW	1
	WB0017	Outrigger Assembly - UL40EW	1
1-1	B1092	Leveling Jack Assembly	1
2	B2044	Nut - Nylock, M10x14	2
3	B2054	Washer - Flat, M10x21x2T(KS)	2
4	B1021	Casting - Leveling Jack	1
5	WB0018	Outrigger Tube - UL15EW/20EW	1
	WB0019	Outrigger Tube - UL25EW	1
	WB0020	Outrigger Tube - UL30EW/35EW	1
	WB0021	Outrigger Tube - UL38EW	1
	WB0022	Outrigger Tube - UL40EW	1
6	B2035	Screw - FHM, M10x80	2
7	B1007	Outrigger Contact Assembly	1
8	B2034	Screw - FHM, M6x15	2
9	B2004	Screw - HHC, M8x40	1
10	B2043	Nut - Nylock, M8	2
11	B1017	Ball Knob	1
12	B1019	Handle - Leveling Jack	1
13	B2006	Screw - HHC, M10x30	1
14	B1020	Rod - Leveling Jack	1
15	B2058	Washer - Flat, M16x32x2.3T	2
16	B1018	Foot Pad - Leveling Jack	1
17	B2053	Washer - Flat, M8x25x1.6T	1
18	B2021	Screw - Wrench, M8x15	1

Section Five

Mast Components

Figure 5-1

Number 1 Column Assembly, All Models

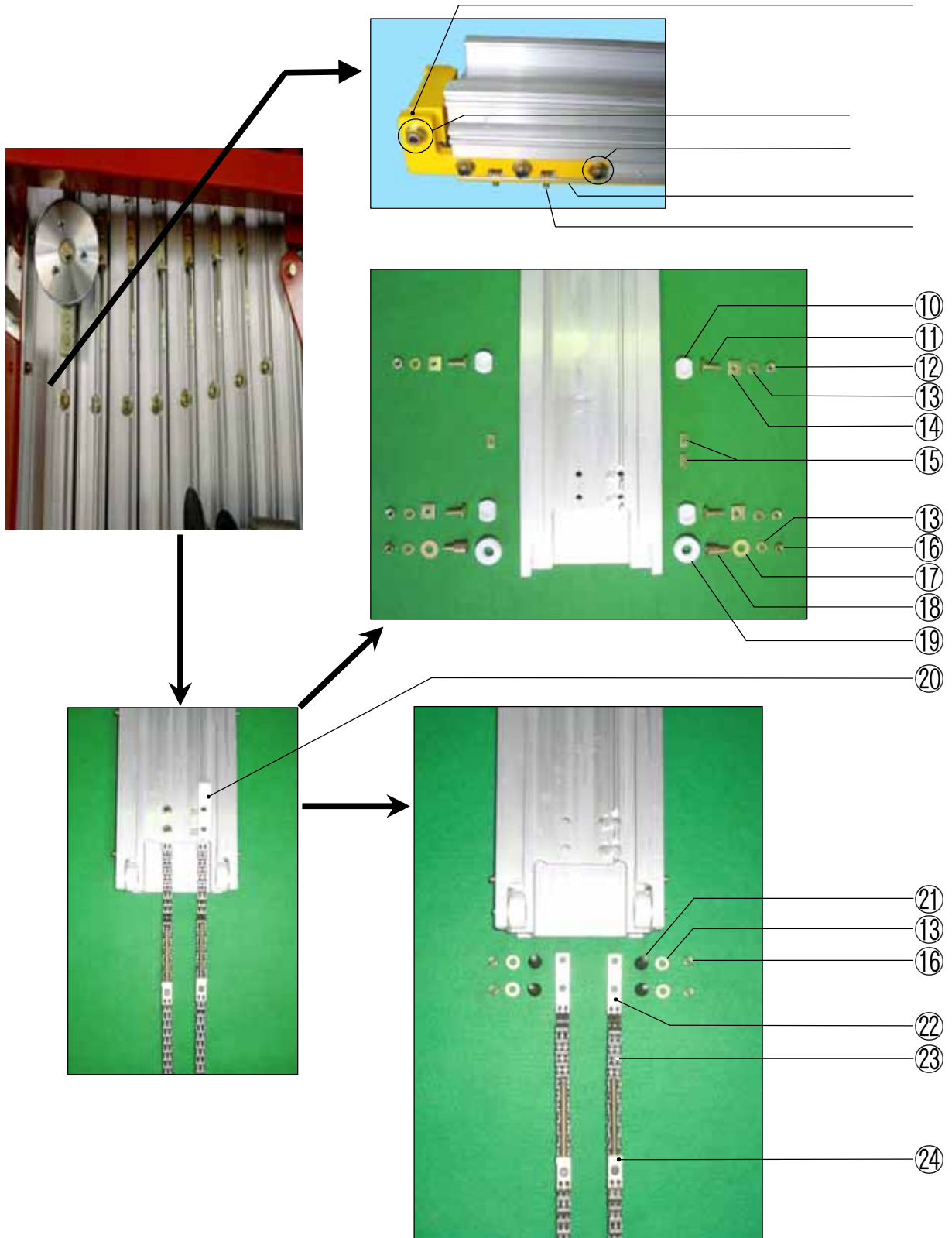


Figure 5-1

Index	Part No.	Description	Quantity This Figure
—	WM1001	Column - Number 1, UL15EW~UL40EW	1
1	M1064	Plate - Cylinder Mount	2
2	B2025	Screw - Wrench, M16x200	1
3	B2058	Washer - Flat, M16x32x2.3T	2
4	B2048	Nut - Nylock, M16	1
5	B2024	Screw - Wrench, M14x200	3
6	B2057	Washer - Flat, M14x32x2.3T	6
7	B2047	Nut - Nylock, M14	3
8	WM0009	Plate - Number 1 Column, UL15EW~UL40EW	1
9	B2006	Screw - HHC, M10x30	4
10	M1061	Pad - Adjustable Guide	4
11	M1062	Bolt - Adjustable Guide Pad	4
12	B2038	Nut - M10	4
13	B2054	Washer - Flat, M10x21x2T(KS)	6
14	M1063	Nut - Lock, Adjustable Guide Pad	4
15	M1059	Nut - Square, M6x22.5x13x4T	3
16	B2044	Nut - Nylock, M10x14	2
17	B2056	Washer - Flat, M12x32x2.3T	2
18	M1046	Bolt - Roller	2
19	M1031	Roller - Plastic	2
20	M1036	Block - Slide Upper 1, Nylatron	1
21	B2029	Screw - Wrench, Dish-Head, M10x60	4
22	M1027	Chain Terminal - Upper, Number 1 Column	2
23	WM0010	Chain - UL15EW~UL40EW	2
	WM0011	Chain Assembly - Number 1 Column, UL15EW~UL40EW	2
	M1030	Pin - Grooved	4
24	M1028	Chain Terminal - Lower	2

Figure 5-2

Number 2 Column Assembly, All Models

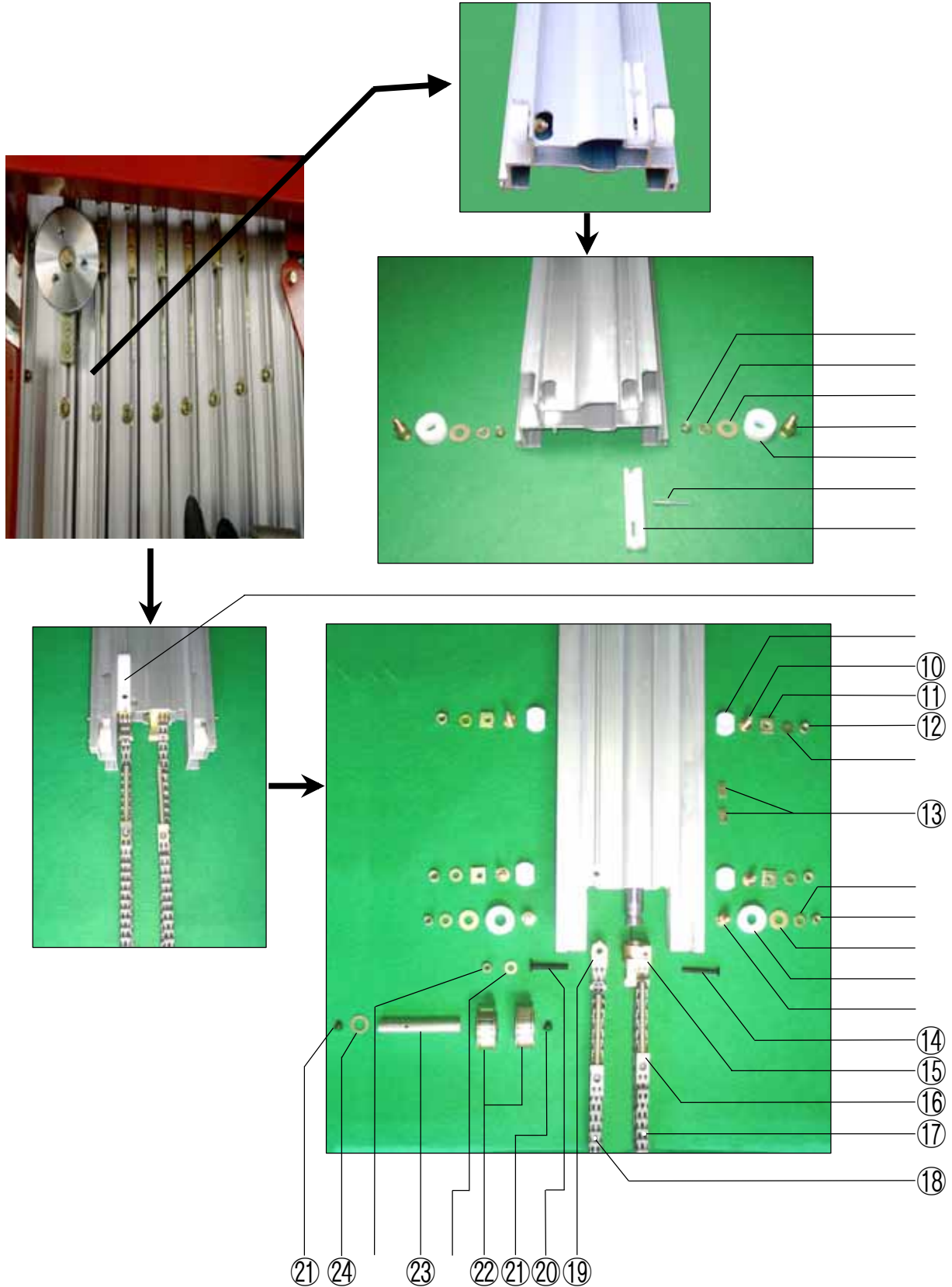


Figure 5-2

Index	Part No.	Description	Quantity This Figure
—	WM0002	Column - Number 2, UL15EW~UL40EW	1
1	B2044	Nut - Nylock, M10x14	1
2	B2054	Washer - Flat, M10x21x2T(KS)	5
3	B2056	Washer - Flat, M12x32x2.3T	9
4	M1046	Bolt - Roller	4
5	M1031	Roller - Plastic	4
6	M2062	Rivet - Aluminum, 4.8x16	4
7	M1039	Block - Slide Lower 1, Nylatron	1
8	M1037	Block - Slide Upper 2, Nylatron	1
9	M1061	Pad - Adjustable Guide	1
10	M1062	Bolt - Adjustable Guide Pad	1
11	M1063	Nut - Lock, Adjustable Guide Pad	1
12	B2038	Nut - M10	1
13	M1059	Nut - Square, M6x22.5x13x4T	2
14	B2026	Screw - Wrench, Dish-Head, M8x60	1
15	M1025	Chain Terminal - Clevis, Cylinder	1
16	M1028	Chain Terminal - Lower	2
17	WM0010	Chain - UL15EW~UL40EW	2
	WM0012	Chain Assembly - Number 2 Column, UL15EW~UL40EW	1
18	WM0013	Chain Assembly - UL15EW~UL40EW	1
19	M1026	Chain Terminal - Pulley Support	1
20	B2029	Screw - Wrench, Dish-Head, M10x60	1
21	B2027	Screw - Wrench, Dish-Head, M10x20	2
22	M1041	Idler Wheel - Chain	2
23	M1042	Axle - Idler Wheel	1
24	M1043	Shim - 21x35x1.2mm	1

Figure 5-3

Number 3 Column Assembly, All Models




Figure 5-3

Index	Part No.	Description	Quantity This Figure
—	WM0003	Column - Number 3, UL15EW~UL40EW	1
1	B2044	Nut - Nylock, M10x14	8
2	B2054	Washer - Flat, M10x21x2T(KS)	10
3	B2056	Washer - Flat, M12x32x2.3T	4
4	M1046	Bolt - Roller	4
5	M1031	Roller - Plastic	4
6	M1029	Rocker - Chain Tension	1
7	M1045	Bolt - Rocker	1
8	B2046	Nut - Nylock, M12	1
9	M1040	Block - Slide Lower 2, Nylatron	1
10	B2062	Rivet - Aluminum, 4.8x16	1
11	M1038	Block - Slide Upper 3, Nylatron	1
12	M1061	Pad - Adjustable Guide	1
13	M1062	Bolt - Adjustable Guide Pad	1
14	M1063	Nut - Lock, Adjustable Guide Pad	1
15	B2038	Nut - M10	1
16	M1059	Nut - Square, M6x22.5x13x4T	2
17	M1026	Chain Terminal - Pulley Support	2
18	B2029	Screw - Wrench, Dish-Head, M10x60	2
19	WM0013	Chain Assembly - UL15EW~UL40EW	2
	WM0010	Chain - UL15EW~UL40EW	2
	M1030	Pin - Grooved	4
20	M1028	Chain Terminal - Lower	2
21	B2027	Screw - Wrench, Dish-Head, M10x20	2
22	M1065	Spacer 1 - Idler Wheel	1
23	M1041	Idler Wheel - Chain	2
24	M1042	Axle - Idler Wheel	1
25	M1043	Shim - 21x35x1.2mm	1

Figure 5-4

Number 4 Column Assembly, All Models

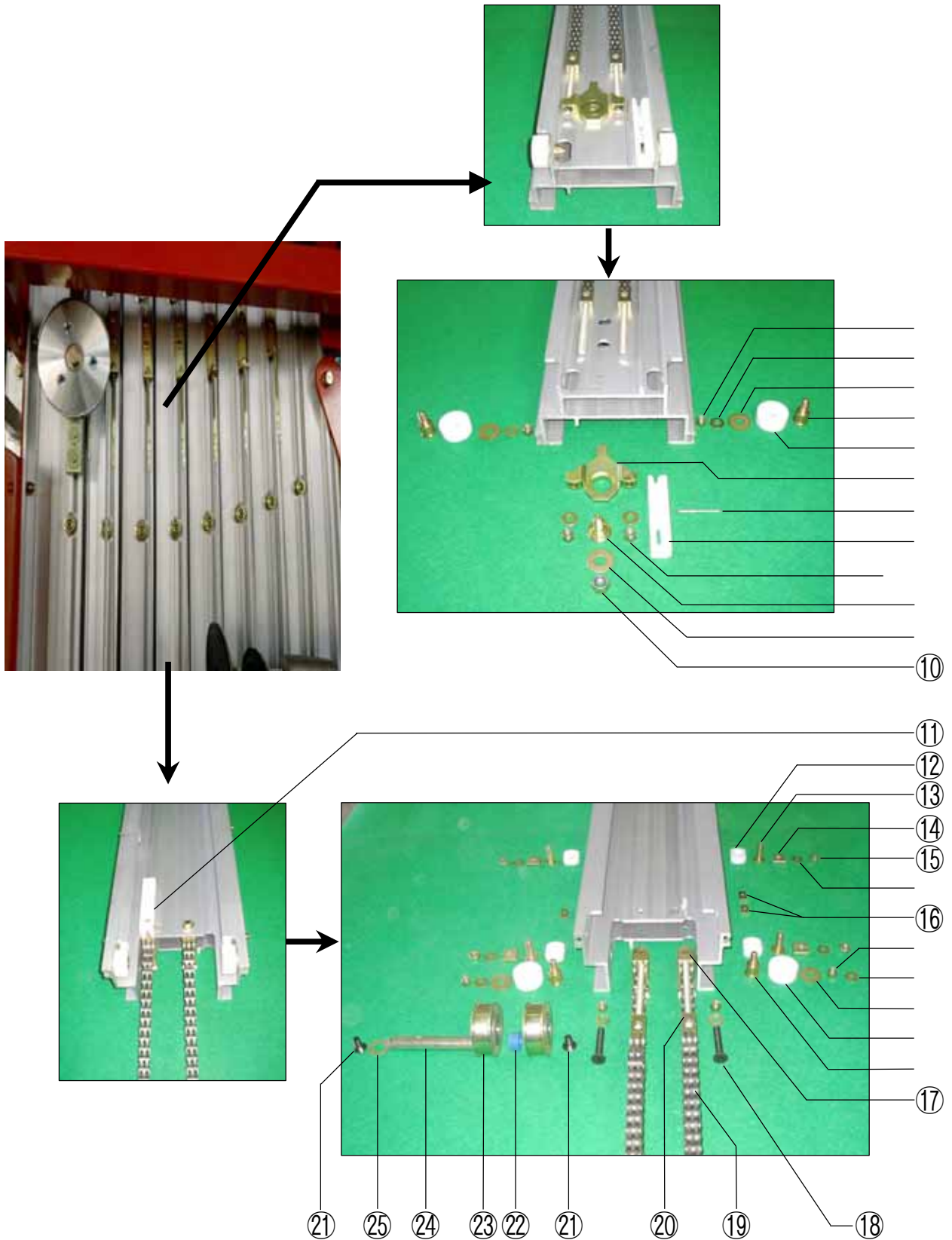


Figure 5-4

Index	Part No.	Description	Quantity This Figure
—	WM0004	Column - Number 4, UL15EW~UL40EW	1
1	B2044	Nut - Nylock, M10x14	8
2	B2054	Washer - Flat, M10x21x2T(KS)	10
3	B2056	Washer - Flat, M12x23x2.3T	4
4	M1046	Bolt - Roller	4
5	M1031	Roller - Plastic	4
6	M1029	Rocker - Chain Tension	1
7	B2062	Rivet - Aluminum, 4.8x16	1
8	M1039	Block - Slide Lower 1, Nylatron	1
9	M1045	Bolt - Rocker	1
10	B2046	Nut - Nylock, M12	1
11	M1037	Block - Slide Upper 2, Nylatron	1
12	M1061	Pad - Adjustable Guide	1
13	M1062	Bolt - Adjustable Guide Pad	1
14	M1063	Nut - Lock, Adjustable Guide Pad	1
15	B2038	Nut - M10	1
16	M1059	Nut - Square, M6x22.5x13.4T	2
17	M1026	Chain Terminal - Pulley Support	2
18	B2029	Screw - Wrench, Dish-Head, M10x60	2
19	WM0013	Chain Assembly - UL15EW~UL40EW	2
	WM0010	Chain - UL15EW~UL40EW	2
	M1030	Pin - Grooved	4
20	M1028	Chain Terminal - Lower	2
21	B2027	Screw - Wrench, Dish-Head, M10x20	2
22	M1065	Spacer 1 - Idler Wheel	1
23	M1041	Idler Wheel - Chain	2
24	M1042	Axle - Idler Wheel	1
25	M1043	Shim - 21x35x1.2mm	1

Figure 5-5

Number 5 Column Assembly, All Models




Figure 5-5

Index	Part No.	Description	Quantity This Figure
—	WM0003	Column - Number 5, UL15EW~UL40EW	1
1	B2044	Nut - Nylock, M10x14	8
2	B2054	Washer - Flat, M10x21x2T(KS)	10
3	B2056	Washer - Flat, M12x32x2.3T	4
4	M1046	Bolt - Roller	4
5	M1031	Roller - Plastic	4
6	M1029	Rocker - Chain Tension	1
7	M1045	Bolt - Rocker	1
8	B2046	Nut - Nylock, M12	1
9	M1040	Block - Slide Lower 2, Nylatron	1
10	B2062	Rivet - Aluminum, 4.8x16	1
11	M1038	Block - Slide Upper 3, Nylatron	1
12	M1061	Pad - Adjustable Guide	1
13	M1062	Bolt - Adjustable Guide Pad	1
14	M1063	Nut - Lock, Adjustable Guide Pad	1
15	B2038	Nut - M10	1
16	M1059	Nut - Square, M6x22.5x13x4T	2
17	M1026	Chain Terminal - Pulley Support	2
18	B2029	Screw - Wrench, Dish-Head, M10x60	2
19	WM0013	Chain Assembly - UL15EW~UL40EW	2
	WM0010	Chain - UL15EW~UL40EW	2
	M1030	Pin - Grooved	4
20	M1028	Chain Terminal - Lower	2
21	B2027	Screw - Wrench, Dish-Head, M10x20	2
22	M1065	Spacer 1 - Idler Wheel	1
23	M1041	Idler Wheel - Chain	2
24	M1042	Axle - Idler Wheel	1
25	M1043	Shim - 21x35x1.2mm	1

Figure 5-6

Number 6 Column Assembly, All Models




Figure 5-6

Index	Part No.	Description	Quantity This Figure
—	WM0004	Column - Number 6, UL15EW~UL40EW	1
1	B2044	Nut - Nylock, M10x14	8
2	B2054	Washer - Flat, M10x21x2T(KS)	10
3	B2056	Washer - Flat, M12x23x2.3T	4
4	M1046	Bolt - Roller	4
5	M1031	Roller - Plastic	4
6	M1029	Rocker - Chain Tension	1
7	B2062	Rivet - Aluminum, 4.8x16	1
8	M1039	Block - Slide Lower 1, Nylatron	1
9	M1045	Bolt - Rocker	1
10	B2046	Nut - Nylock, M12	1
11	M1037	Block - Slide Upper 2, Nylatron	1
12	M1061	Pad - Adjustable Guide	1
13	M1062	Bolt - Adjustable Guide Pad	1
14	M1063	Nut - Lock, Adjustable Guide Pad	1
15	B2038	Nut - M10	1
16	M1059	Nut - Square, M6x22.5x13.4T	2
17	M1026	Chain Terminal - Pulley Support	2
18	B2029	Screw - Wrench, Dish-Head, M10x60	2
19	WM0013	Chain Assembly - UL15EW~UL40EW	2
	WM0010	Chain - UL15EW~UL40EW	2
	M1030	Pin - Grooved	4
20	M1028	Chain Terminal - Lower	2
21	B2027	Screw - Wrench, Dish-Head, M10x20	2
22	M1065	Spacer 1 - Idler Wheel	1
23	M1041	Idler Wheel - Chain	2
24	M1042	Axle - Idler Wheel	1
25	M1043	Shim - 21x35x1.2mm	1

Figure 5-7

Number 7 Column Assembly, All Models




Figure 5-7

Index	Part No.	Description	Quantity This Figure
—	WM0003	Column - Number 7, UL15EW~UL40EW	1
1	B2044	Nut - Nylock, M10x14	8
2	B2054	Washer - Flat, M10x21x2T(KS)	10
3	B2056	Washer - Flat, M12x32x2.3T	4
4	M1046	Bolt - Roller	4
5	M1031	Roller - Plastic	4
6	M1029	Rocker - Chain Tension	1
7	M1045	Bolt - Rocker	1
8	B2046	Nut - Nylock, M12	1
9	M1040	Block - Slide Lower 2, Nylatron	1
10	B2062	Rivet - Aluminum, 4.8x16	1
11	M1038	Block - Slide Upper 3, Nylatron	1
12	M1061	Pad - Adjustable Guide	1
13	M1062	Bolt - Adjustable Guide Pad	1
14	M1063	Nut - Lock, Adjustable Guide Pad	1
15	B2038	Nut - M10	1
16	M1059	Nut - Square, M6x22.5x13x4T	2
17	M1026	Chain Terminal - Pulley Support	2
18	B2029	Screw - Wrench, Dish-Head, M10x60	2
19	WM0013	Chain Assembly - UL15EW~UL40EW	2
	WM0010	Chain -UL15EW~UL40EW	2
	M1030	Pin - Grooved	4
20	M1028	Chain Terminal - Lower	2
21	B2027	Screw - Wrench, Dish-Head, M10x20	2
22	M1065	Spacer 1 - Idler Wheel	1
23	M1041	Idler Wheel - Chain	2
24	M1042	Axle - Idler Wheel	1
25	M1043	Shim - 21x35x1.2mm	1

Figure 5-8

Number 8 Column Assembly, All Models




Figure 5-8

Index	Part No.	Description	Quantity This Figure
—	WM0004	Column - Number 8,UL15EW~UL40EW	1
1	B2044	Nut - Nylock, M10x14	8
2	B2054	Washer - Flat, M10x21x2T(KS)	10
3	B2056	Washer - Flat, M12x23x2.3T	4
4	M1046	Bolt - Roller	4
5	M1031	Roller - Plastic	4
6	M1029	Rocker - Chain Tension	1
7	B2062	Rivet - Aluminum, 4.8x16	1
8	M1039	Block - Slide Lower 1, Nylatron	1
9	M1045	Bolt - Rocker	1
10	B2046	Nut - Nylock, M12	1
11	M1037	Block - Slide Upper 2, Nylatron	1
12	M1061	Pad - Adjustable Guide	1
13	M1062	Bolt - Adjustable Guide Pad	1
14	M1063	Nut - Lock, Adjustable Guide Pad	1
15	B2038	Nut - M10	1
16	M1059	Nut - Square, M6x22.5x13.4T	2
17	M1026	Chain Terminal - Pulley Support	2
18	B2029	Screw - Wrench, Dish-Head, M10x60	2
19	WM0013	Chain Assembly - UL15EW~UL40EW	2
	WM0010	Chain - UL15EW~UL40EW	2
	M1030	Pin - Grooved	4
20	M1028	Chain Terminal - Lower	2
21	B2027	Screw - Wrench, Dish-Head, M10x20	2
22	M1065	Spacer 1 - Idler Wheel	1
23	M1041	Idler Wheel - Chain	2
24	M1042	Axle - Idler Wheel	1
25	M1043	Shim - 21x35x1.2mm	1

Figure 5-9

The Last Column Assembly, All Models

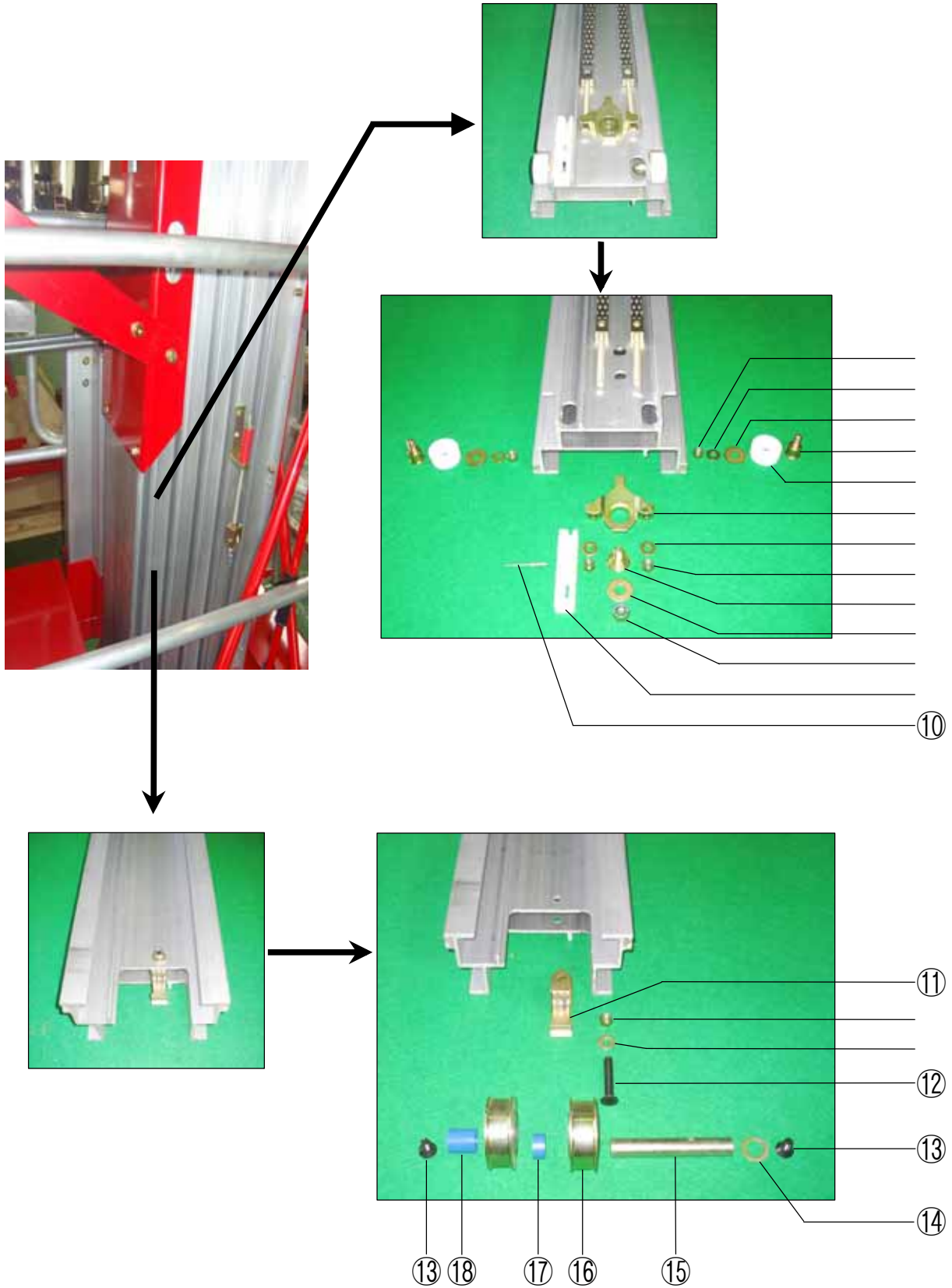


Figure 5-9

Index	Part No.	Description	Quantity This Figure
—	WM0005	Column - The Last, UL20EW/UL30EW/UL38EW	1
—	WM0006	Column - The Last, UL15EW/UL25EW/UL35EW/UL40EW	1
1	B2044	Nut - Nylock, M10x14	8
2	B2054	Washer - Flat, M10x21x2T(KS)	10
3	B2056	Washer - Flat, M12x32x2.3T	4
4	M1046	Bolt - Roller	4
5	M1031	Roller - Plastic	4
6	M1029	Rocker - Chain Tension	1
7	M1045	Bolt - Rocker	1
8	B2046	Nut - Nylock, M12	1
9	M1040	Block - Slide Lower 2, Nylatron	1
10	B2062	Rivet - Aluminum, 4.8x16	1
11	M1026	Chain Terminal - Pulley Support	1
12	B2029	Screw - Wrench, Dish-Head, M10x60	1
13	B2027	crew - Wrench, Dish-Head, M10x20	2
14	M1043	Shim - 21x35x1.2mm	1
15	M1042	Axle - Idler Wheel	1
16	M1041	Idler Wheel - Chain	2
17	M1065	Spacer 1 - Idler Wheel	1
18	M1066	Spacer 2 - Idler Wheel	1

Figure 5-10

Platform Column Assembly, All Models




Figure 5-10

Index	Part No.	Description	Quantity This Figure
—	WM0007	Column - Platform, UL20EW/UL30EW/UL38EW 1
—	WM0008	Column - Platform, UL15EW/UL25EW/UL35EW/UL40EW 1
1	B2062	Rivet - Aluminum, 4.8x16 4
2	M1034	Block - Slide, Carriage 1
3	B2044	Nut - Nylock, M10x14 7
4	B2054	Washer - Flat, M10x21x2T(KS) 6
5	B2056	Washer - Flat, M12x32x2.3T 5
6	M1031	Roller - Plastic 4
7	M1046	Bolt - Roller 4
8	M1029	Rocker - Chain Tension 1
9	M1045	Bolt - Rocker 1
10	B2046	Nut - Nylock, M12 1

Figure 5-11

Sequencing Cable Assemblies, All Models




Figure 5-11

Index	Part No.	Description	Quantity This Figure
1	B2033	Screw - PHM, M6x14 5
2	B2042	Nut - Nylock, M6 1
3	M1048	Bracket - Sequencing, Upper 1
4	M1059	Nut - Square, M6x22.5x13x4T 9
5	M1060	Spring - Sequencing, QU13/14 1
6	M1050	Sequencing Cable Assembly - UL15EW~UL40EW 1
7	B2001	Screw - HHC, M6x20 2
8	B2050	Washer - Flat, M6x18x1.2T 2
9	M1049	Bracket - Sequencing, Carriage 1
10	M1047	Bracket - Sequencing 1
11	B2020	Screw - Wrench, M6x25 1
12	B2051	Washer - Flat, M6x25x1.5T 2
13	M1044	Spacer - Sequencing, Pulley 1
14	M1052	Pulley - Sequencing 1

Figure 5-12

Sequencing Cable wire Roller Assemblies, All Models




Figure 5-12

Index	Part No.	Description	Quantity This Figure
15	WM0014	Sequencing Cable Assembly - wire roller	1
16	WM0015	Wire Roller Bracket - Mast	1
17	WM0016	Wire Roller - Cap	1
18	WM0017	Wire Roller - Sequencing Cable	1
19	WM0018	Washer - Flat, M12x24x3T	1
20	WM0019	Washer - Flat, M12x27x2.5T	1
21	WM0020	Screw - HHC, M12x35	1
22	M1059	Nut - Square, M6x22.5x13x4T	3
23	B2002	Screw - HHC, M6x35	3
24	B2051	Washer - Flat, M6x25x1.5T	3
25	B2054	Washer - Flat, M10x21x2T(KS)	1
26	WM0021	Spring - Sequencing Cable, Lower	1
27	WM0022	Bracket - Sequencing Cable, Lower	1
28	WM0023	Screw - HHC, M12x30	1
29	WM0024	Screw Block - Sequencing Cable, Lower	1
30	B2038	Nut - M10	1
31	WM0025	Screw - M10x250	1
32	B2044	Nut - Nylock, M10x14	1

Section Six

Reinforcement Steel Components

Figure 6

Reinforcement Steel Assembly All Models



Figure 6

Index	Part No.	Description	Quantity This Figure
1	WM0026	Mast Reinforcement Steel - UL15EW 1
	WM0027	Mast Reinforcement Steel - UL20EW 1
	WM0028	Mast Reinforcement Steel - UL25EW 1
	WM0029	Mast Reinforcement Steel - UL30EW 1
	WM0030	Mast Reinforcement Steel - UL35EW 1
	WM0031	Mast Reinforcement Steel - UL38EW 1
	WM0032	Mast Reinforcement Steel - UL40EW 1
2	WM0033	Last Mast Reinforcement Steel 1
3	B2005	Screw - HHC, M10x25 8
4	B2054	Washer - Flat, M10x21x2T(KS) 16
5	B2044	Nut - Nylock, M10x14 8
6	WM0034	Spacer - 16Øx280 1
7	WM0035	stud bolt - M10x315 1
8	B2054	Washer - Flat, M10x21x2T(KS) 2
9	WM0036	Cap Nut - M10 2

Section Seven

Platform Components

Figure 7-1

Platform Assembly, All Models




Figure 7-1

Index	Part No.	Description	Quantity This Figure
1	WF0001	Platform Assembly with Decals - Standard 1
	WF0002	Platform Assembly with Decals - Narrow 1
2	WF0003	Lock Pin 1
3	B2019	Screw - Wrench, M6x15 4
4	WF0004	Screw - HHC, M6x45 2
5	B2050	Washer - Flat, M6x18x1.2T 4
6	B2042	Nut - Nylock, M6 2
7	B2006	Screw - HHC, M10x30 1
8	B2054	Washer - Flat, M10x21x2T(KS) 2
9	B2044	Nut - Nylock, M10 1
10	WF0005	Plate - 610x150(Gateway) 1
11	WF0004	Screw - HHC, M6x45 4
12	B2050	Washer - Flat, M6x18x1.2T 8
13	B2042	Nut - Nylock, M6 4

Figure 7-1




Figure 7-1

Index	Part No.	Description	Quantity	This Figure
14	WF0006	Platform T-Handle	1
15	WF0007	Upper Rubber-Handle	1
16	WF0008	Lower Rubber-Handle	1
17	B2019	Screw - Wrench, M6x15	4
18	WF0009	Sandpaper	2
19	B2009	Screw - HHC, M10x50	3
20	B2055	Washer - Flat, M10x25x3T	5
21	B2044	Nut - Nylock, M10	3
22	WF0010	Platform Lock-Handle	1
23	WF0011	Rubber-Handle	1
24	WF0012	round bar - external diameter 10x950	1
25	WF0013	Compression spring - round bar	1

Figure 7-2

Platform Controls, All Models

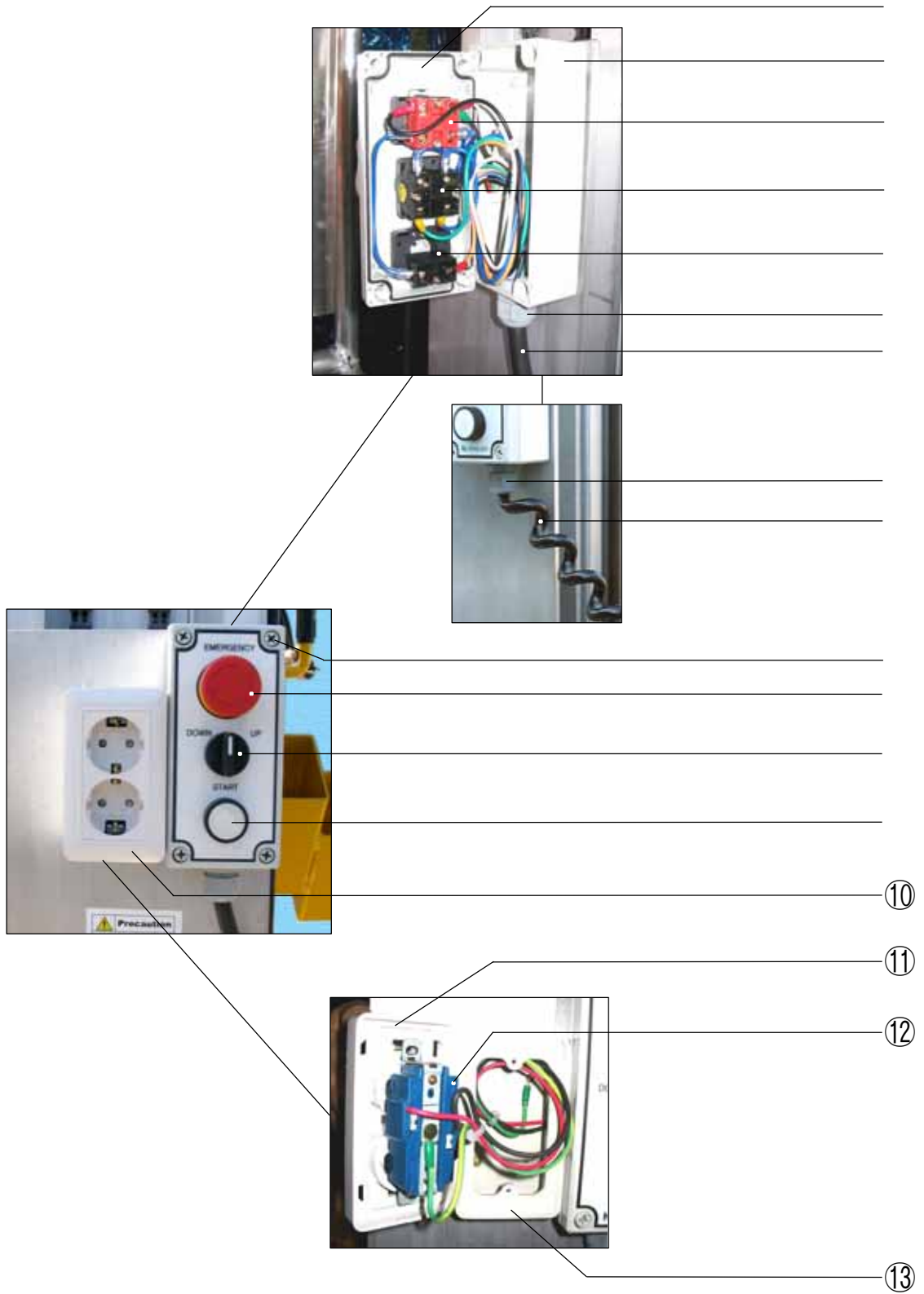


Figure 7-2

Index	Part No.	Description	Quantity	This Figure
—	E1020	Platform Controls	1
1	E1093	Cover - Platform Controls	1
2	E1094	Box - Platform Controls	1
3	E1011	Stop Button with Contact	1
	E1012	Stop Button - Red Mushroom Head	1
	E1018	Contact - Stop Button	1
4	E1021	Select Switch with Contact - Platform Controls	1
	E1091	Select Switch - Platform Controls	1
	E1092	Contact - Select Switch	1
5	E1013	Push Button with Contact	1
	E1014	Push Button	1
	E1019	Contact - Push Button	1
6	E1072	Connector - Squeeze, 12mm	1
7	WE0001	Power Cable Assembly - Ground Controls to Platform, UL15EW	1
	WE0002	Power Cable Assembly - Ground Controls to Platform, UL20EW	1
	WE0003	Power Cable Assembly - Ground Controls to Platform, UL25EW	1
	WE0004	Power Cable Assembly - Ground Controls to Platform, UL30EW	1
	WE0005	Power Cable Assembly - Ground Controls to Platform, UL35EW	1
	WE0006	Power Cable Assembly - Ground Controls to Platform, UL38EW	1
	WE0007	Power Cable Assembly - Ground Controls to Platform, UL40EW	1
8	WE0008	Spring Cable Assembly - Tension, UL20EW/UL30EW/UL38EW	1
9	B2036	Screw - Plastic, Platform Controls	4
10	E1022	Outlet Assembly - Standard, 220V 50~60Hz	1
	E1023	Outlet Assembly - Japan Type, 100V 50~60Hz	1
11	E1026	Cover - Outlet, Standard	1
	E1095	Cover - Outlet, Japan Type	1
12	E1025	Receptacle - Outlet, Standard	1
	E1096	Receptacle - Outlet, Japan Type	1
13	E1097	Box - Outlet, Standard	1
	E1098	Box - Outlet, Japan Type	1

